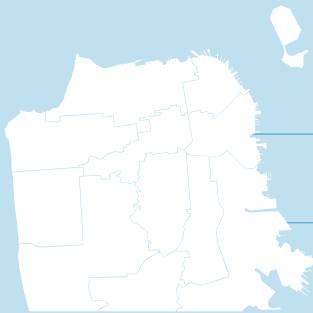




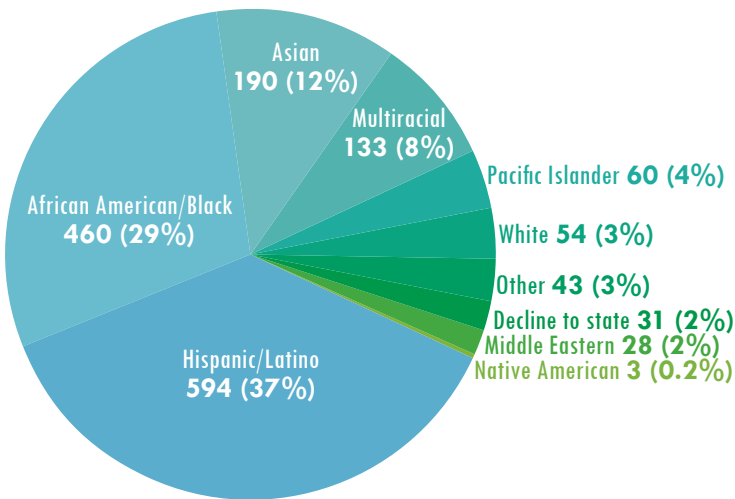
Citywide Dashboard

REPORT GENERATED 01/22/21



	PHASE I	PHASE II	TOTAL
Sites	55	26	81
Participant Capacity	1510	464	1974
Staff	435	121	556

1596 Participants Enrolled Citywide



Homeless Youth	152	Youth in SROs	62	Youth in Public Housing	445	Foster Youth	22
Language Supports				Home Neighborhoods (Top 8)			
LANGUAGE		YOUTH		NEIGHBORHOOD		YOUTH	
Spanish		189 (12%)		Bayview Hunters Point		295 (18%)	
Chinese		54 (3%)		Tenderloin		179 (11%)	
Other		36 (2%)		Mission		160 (10%)	
Vietnamese		9 (1%)		Visitation Valley		115 (7%)	
Arabic		8 (1%)		South of Market		93 (6%)	
Filipino		4 (0%)		Western Addition		67 (4%)	
Russian		1 (0%)		Excelsior		52 (3%)	
TOTAL		301 (19%)		OMI		52 (3%)	

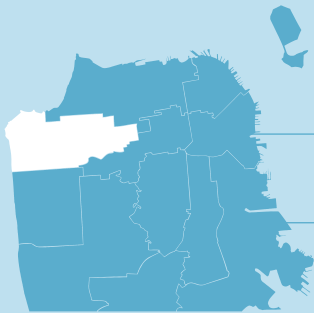
Since our last update, enrollment has slightly decreased due to universal cleanup in our Hub attendance data as to reflect who is actually attending each Hub on a regular basis. However, we expect enrollment to soon rise as we are enrolling youth daily and with the increased capacity of several new Hubs, including our first two Hubs operating in District 4 slated to open on February 1.





District 1 Dashboard

REPORT GENERATED 01/22/21



	PHASE I	PHASE II	TOTAL
Sites	2	0	2
Participant Capacity	51	0	51
Staff	15	0	15

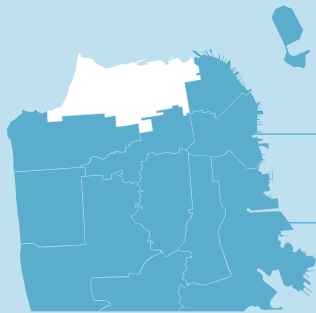
District 1 Community Hubs

ANCHOR ORG	SITE	ADDRESS	STAFF	SLOTS	FILLED	OPEN
Richmond District YMCA	Argonne Playground	463 18th Ave	3	18	10	8
Richmond Neighborhood Ctr	SFPL - Richmond Branch	351 9th Ave	12	33	28	5
				TOTAL	38	13



District 2 Dashboard

REPORT GENERATED 01/22/21



	PHASE I	PHASE II	TOTAL
Sites	1	2	3
Participant Capacity	6	39	45
Staff	8	13	21

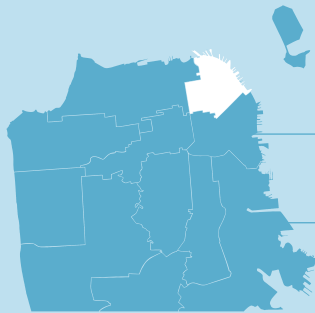
District 2 Community Hubs

ANCHOR ORG	SITE	ADDRESS	STAFF	SLOTS	FILLED	OPEN
Bay Area Community Resources	SFPL - Golden Gate Valley	1801 Green St	9	27	Opens 1/25/21	
Jewish Community Center of SF	JCCSF	3200 California St	4	12	6	6
Presidio Community YMCA	Presidio Community YMCA	1152 Gorgas Ave	8	6	9	0
				TOTAL	15	6



District 3 Dashboard


REPORT GENERATED 01/22/21



	PHASE I	PHASE II	TOTAL
Sites	3	4	7
Participant Capacity	109	77	196
Staff	27	21	48

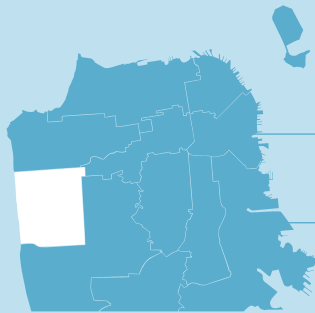
District 3 Community Hubs

ANCHOR ORG	SITE	ADDRESS	STAFF	SLOTS	FILLED	OPEN
Chinatown YMCA	Chinatown YMCA	855 Sacramento St	9	57	54	3
Community Youth Center of SF	Willie Woo Woo Wong PG	830 Sacramento St	4	12	Pending construction	
Donaldina Cameron House	Donaldina Cameron House	920 Sacramento St	9	10	10	0
Glide/SEADC	Marriott Hotel - Union Square	480 Sutter St	5	41	30	11
Tel-Hi Neighborhood Center	Tel-Hi Neighborhood Center	555 Chestnut St	9	22	22	0
Tel-Hi Neighborhood Center	SFPL - North Beach Branch	850 Columbus Ave	3	14	14	0
RPD	Betty Ann Ong Rec Center	1199 Mason St	9	40	40	0
				TOTAL	170	14



District 4 Dashboard

REPORT GENERATED 01/22/21



	PHASE I	PHASE II	TOTAL
Sites	0	2	2
Participant Capacity	0	45	45
Staff	0	0	0

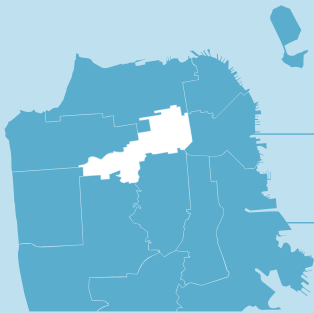
District 4 Community Hubs - Phase II

ANCHOR ORG	SITE	ADDRESS	STAFF	SLOTS	FILLED	OPEN
Sunset Youth Services	SFPL - Ortega Branch	3223 Ortega St	PENDING	15	Opens 2/1/21	
Sunset Youth Services	SFPL - Sunset Branch	1305 18th Ave	PENDING	30	Opens 2/1/21	
				TOTAL		



District 5 Dashboard

REPORT GENERATED 01/22/21



	PHASE I	PHASE II	TOTAL
Sites	6	2	8
Participant Capacity	139	30	169
Staff	43	0	43

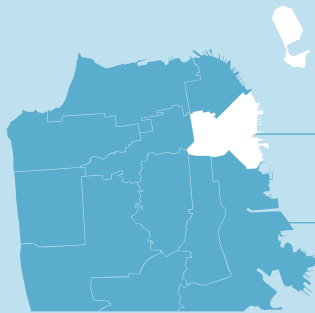
District 5 Community Hubs

ANCHOR ORG	SITE	ADDRESS	STAFF	SLOTS	FILLED	OPEN
Booker T. Washington CSC	Booker T. Washington CSC	800 Presidio Ave	13	12	13	0
Boys & Girls Clubs of SF	BGCSF Don Fisher	380 Fulton St	8	48	47	1
Buchanan YMCA	Buchanan YMCA	1530 Buchanan St	9	48	52	0
Buchanan YMCA	SFPL - Western Addition	1900 Geary Blvd	PENDING	16	12	4
Collective Impact	Hayes Valley Playground	699 Hayes St	2	8	3	5
Collective Impact	Ella Hill Hutch Community Ctr	1050 Mcallister St	7	13	12	1
Hamilton Families	Hamilton Families (Hayes)	1631 Hayes St	4	10	4	6
RPD	Hamilton Rec Center	1550 Scott St	PENDING	14	13	1
				TOTAL	156	18



District 6 Dashboard

REPORT GENERATED 01/22/21



	PHASE I	PHASE II	TOTAL
Sites	11	3	14
Participant Capacity	274	50	324
Staff	79	28	107

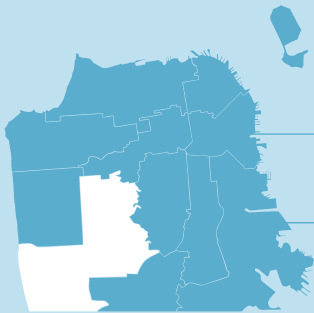
District 6 Community Hubs

ANCHOR ORG	SITE	ADDRESS	STAFF	SLOTS	FILLED	OPEN
Boys & Girls Clubs of SF	BGCSF Tenderloin	201 Turk St	9	39	42	0
Catholic Charities CYO	Catholic Charities CYO	801 Jessie St	7	14	14	0
Embarcadero YMCA	Treasure Island YMCA	749 9th St	8	35	28	7
Hamilton Families	Hamilton Families (Golden Gate)	260 Golden Gate Ave	4	10	0	10
IHDC	IHDC	375 Eddy St	4	14	14	0
Mission Graduates	YBCA	701 Mission St	PENDING	24	22	2
Shih Yu-Lang Central YMCA	Boedekker Park	246 Eddy St	3	13	12	1
Success Center San Francisco	Success Center San Francisco	1245 Howard St	3	10	0	10
TNDC	TNDC (Eddy)	225 Eddy St	7	28	17	11
The Salvation Army	The Salvation Army	240 Turk St	5	14	14	0
United Playaz	Gene Friend SOMA Rec Center	270 6th St	16	42	40	2
United Playaz	United Playaz	1038 Howard St	16	28	24	4
Up on Top/RPD	Tenderloin Rec Center	570 Ellis St	16	40	36	4
West Bay	West Bay	175 7th St	9	13	12	1
SF Recreation & Parks Site				TOTAL	275	52



District 7 Dashboard

REPORT GENERATED 01/22/21



	PHASE I	PHASE II	TOTAL
Sites	2	1	3
Participant Capacity	54	12	66
Staff	15	3	18

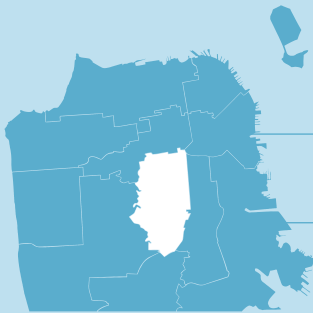
District 7 Community Hubs

ANCHOR ORG	SITE	ADDRESS	STAFF	SLOTS	FILLED	OPEN
Community Youth Center of SF	SFPL - Ingleside Branch	1298 Ocean Ave	3	12	12	0
Ingleside Community Center	Ingleside Community Center	1345 Ocean Ave	6	18	17	1
Stonestown Family YMCA	Stonestown Y Annex	3150 20th Ave	9	36	33	3
				TOTAL	62	4



District 8 Dashboard

REPORT GENERATED 01/22/21



	PHASE I	PHASE II	TOTAL
Sites	4	0	4
Participant Capacity	108	0	108
Staff	49	0	49

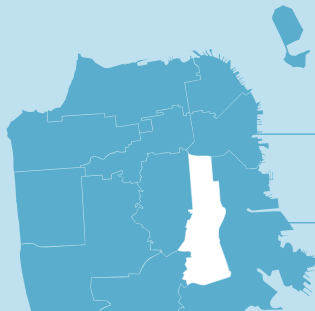
District 8 Community Hubs

ANCHOR ORG	SITE	ADDRESS	STAFF	SLOTS	FILLED	OPEN
Boys & Girls Clubs of SF	BGCSF Columbia Park	450 Guerrero St	9	48	48	0
Jamestown Community Center	826 Valencia (Mission)	826 Valencia St	11	12	12	0
Mission YMCA	Mission YMCA	4080 Mission St	7	24	23	1
RPD	Eureka Valley Rec Center	100 Collingwood St	22	24	21	3
				TOTAL	104	4



District 9 Dashboard

REPORT GENERATED 01/22/21



	PHASE I	PHASE II	TOTAL
Sites	8	4	12
Participant Capacity	256	68	300
Staff	57	14	71

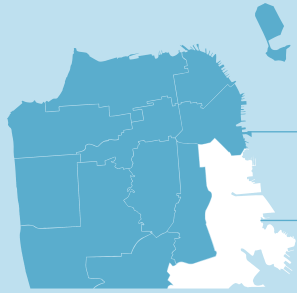
District 9 Community Hubs

ANCHOR ORG	SITE	ADDRESS	STAFF	SLOTS	FILLED	OPEN
Bay Area Community Resources	St Mary's Rec Center	95 Justin Dr	6	24	Opens 1/25/21	
Boys & Girls Clubs of SF	BGCSF Mission	901 Alabama St	7	50	49	1
Buena Vista Child Care	Buena Vista Child Care	1266 Florida St	12	50	34	16
Felton Institute	Felton Institute	2730 Bryant St	3	24	11	13
First Graduate	First Graduate	2973 16th St	3	12	3	9
Jamestown Community Center	SF Community Music Center	544 Capp St	2	8	9	0
Mission Neighborhood Centers	Mission Girls (MNC/MLVS)	701 Alabama St	PENDING	14	13	1
Mission Neighborhood Centers	Precita Valley Community Ctr	534 Precita Ave	16	18	17	1
Mission YMCA	SFPL - Bernal Branch	500 Cortland Ave	4	36	30	6
Portola Family Connections	Portola Family Connections	2565 San Bruno Ave	4	12	12	0
RPD	Mission Arts and Rec	745 Treat Ave	5	36	34	2
RPD	Palega Rec Center	500 Felton St	9	40	36	4
				TOTAL	248	53



District 10 Dashboard

REPORT GENERATED 01/22/21



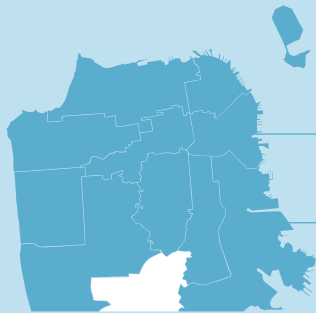
	PHASE I	PHASE II	TOTAL
Sites	14	7	21
Participant Capacity	376	128	505
Staff	115	38	153

ANCHOR ORG	SITE	ADDRESS	STAFF	SLOTS	FILLED	OPEN
Asian Pacific American CC	Asian Pacific American CC	66 Raymond Ave	5	12	11	1
Bay Area Community Resources	HOPEsf - Alice Griffith: Phase 2	2600 Arellous Walker Dr	20	24	10	14
Bayview Hunters Point YMCA	Bayview Hunters Point YMCA	1601 Lane St	9	12	12	0
Bayview Hunters Point YMCA	HOPEsf - Hunters View: Phase 2	901 Fairfax Ave	9	12	8	4
Boys & Girls Clubs of SF	BGCSF Sunnydale	1654 Sunnydale Ave	4	12	11	1
Boys & Girls Clubs of SF	Visitation Valley Playground	251 Leland Ave	4	20	29	0
Boys & Girls Clubs of SF	BGCSF Willie Mays	195 Kiska Rd	10	60	62	0
City of Dreams	City of Dreams	1030 Oakdale Ave	3	20	10	10
FACES SF	FACES SF	100 Whitney Young Cir	17	66	0	66
Good Samaritan	Calvary Hill Community Church	141 Industrial St	17	28	28	0
Mission Neighborhood Centers	El Centro Bayview	1329 Evans Ave	9	12	1	11
Peer Resources	SFPL - Bayview Branch	5075 Third St	2	12	0	12
Potrero Hill Neighborhood House	Potrero Hill Neighborhood House	953 De Haro St	5	60	61	0
Real Options for City Kids	SFPL - Vis Valley Branch	201 Leland Ave	5	10	9	1
SCDC	SCDC	1654 Sunnydale Ave	15	60	59	1
Urban Ed Academy	Safe & Sound	3450 Third St	PENDING	14	10	4
Young Community Developers	100% College Prep	1201 Mendell St	5	PENDING	0	0
RPD	Herz Playground	1701 Visitation Ave	4	8	9	0
RPD	Joseph Lee Rec Center	1395 Mendell St	7	36	31	5
RPD	Potrero Hill Rec Center	801 Arkansas St	PENDING	14	5	9
RPD	Youngblood Coleman	1398 Hudson Ave	3	12	8	4
SF Recreation & Parks Site				TOTAL	374	143



District 11 Dashboard

REPORT GENERATED 01/22/21



	PHASE I	PHASE II	TOTAL
Sites	4	1	5
Participant Capacity	127	14	141
Staff	27	4	31

District 11 Community Hubs

ANCHOR ORG	SITE	ADDRESS	STAFF	SLOTS	FILLED	OPEN
Boys & Girls Clubs of SF	BGCSF Excelsior	163 London St	9	60	77	0
Mission Y/Jamestown	Geneva Car Barn & Powerhouse	2301 San Jose Ave	4	14	14	0
Our Kids First	Our Kids First	5845 Mission St	5	13	11	2
Youth First	Merced Heights Playground	801 Shields St	4	14	16	0
RPD	Minnie & Lovie Ward Rec Ctr	650 Capitol Ave	9	40	32	8
				TOTAL	150	10