



Collection Utilization Trends

The Library's Role as Resource Provider

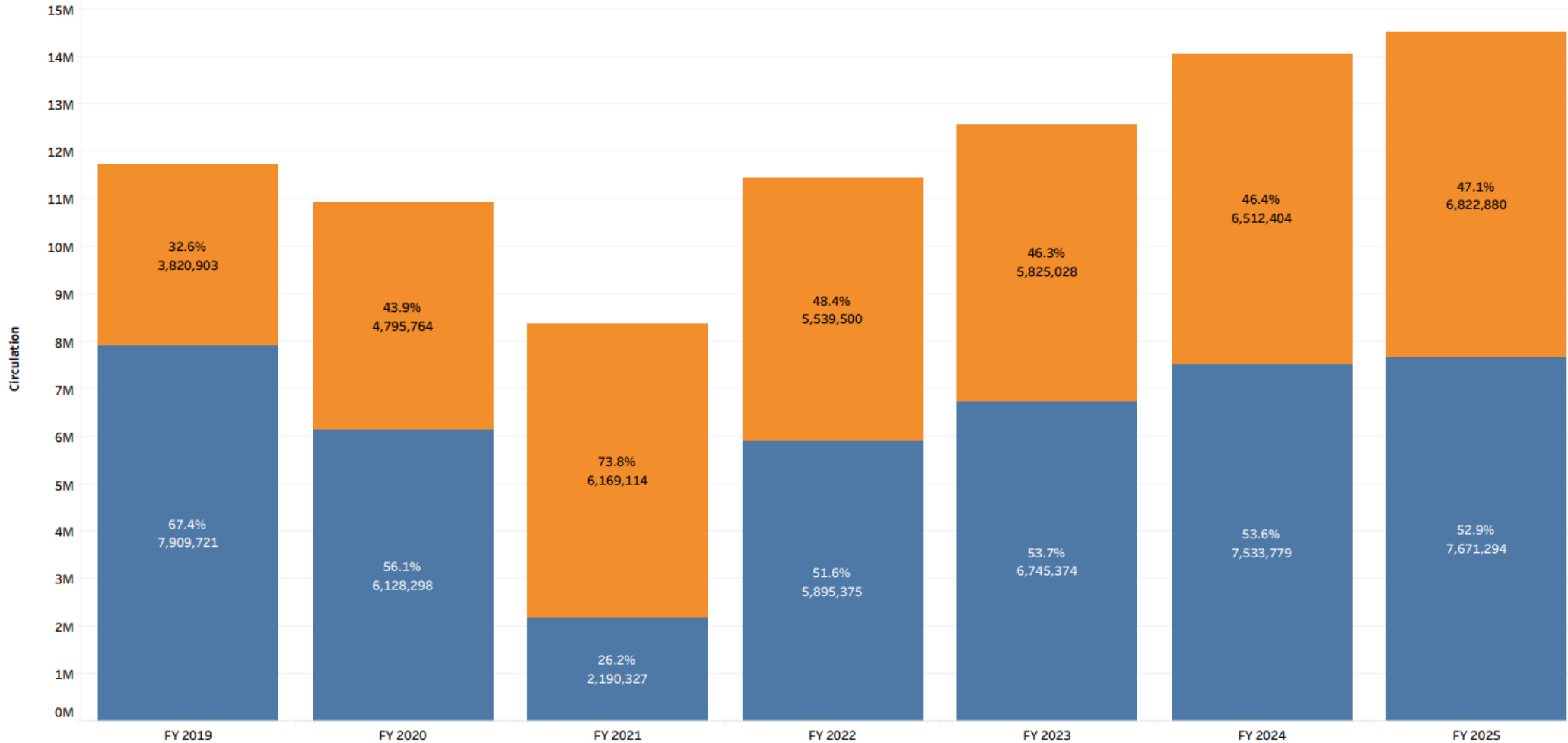
Shellie Cocking
Chief of Collections and Technical Services

Alice Chan
Collections and Cataloging Manager

August 21, 2025
San Francisco Library Commission



7 Year Circulation Trend

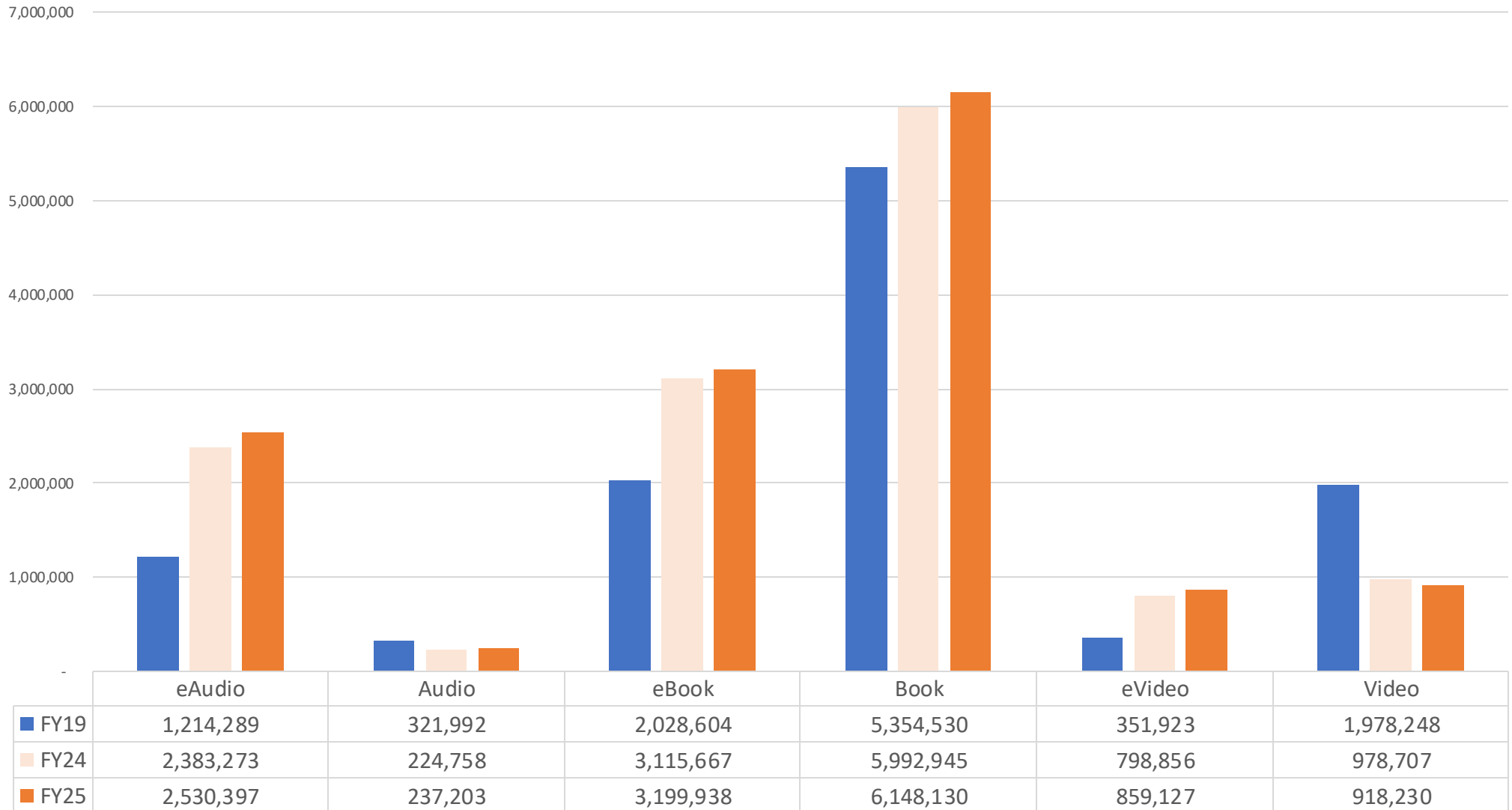


	Total Circ
FY19	11,730,624
FY20	10,924,062
FY21	8,359,441
FY22	11,432,696
FY23	12,513,943
FY24	14,043,125
FY25	14,494,174

eMaterial
Physical



Demand by Format



FY25 Popular Titles

Top 10 Books and AV



Top 10 eBooks and eAudiobooks



Branch Collection

Changes in Patrons Use of Books and Media

Circulation Change by Age*


	Circulation FY19	Circulation FY25	% Change
Adult	3,241,488	2,629,489	-19%
Juvenile	2,564,599	3,030,100	18%
Teen	311,260	346,814	11%
Grand Total	6,117,347	6,006,403	-2%

* Books & AV items only

Circulation Change by Age, Category and Format*

			Circulation FY19	Circulation FY25	Difference Circulation
Adult	Fiction	Audio	189,540	132,331	-30%
		Print	763,117	870,789	14%
		Video	1,108,460	529,585	-52%
	Non-Fiction	Audio	23,077	5,732	-75%
		Print	1,067,954	1,061,540	-1%
		Video	89,340	29,512	-67%
Juvenile	Fiction	Audio	30,212	29,907	-1%
		Print	1,934,306	2,449,997	27%
		Video	231,949	79,117	-66%
	Non-Fiction	Print	363,944	470,494	29%
		Video	4,188	585	-86%
Teen	Fiction	Audio	1,781	401	-77%
		Print	222,738	292,026	31%
		Video	71,513	31,712	-56%
	Non-Fiction	Print	15,228	22,675	49%
Grand Total			6,117,347	6,006,403	-2%

Trends in the Physical Collection

- Overall circ ↓3% since FY19, ↑ 2% from last year
 - Print remains a popular format for people's leisure reading.
 - Adult Fiction circ ↑ 37% since FY19, ↑ 5% from last year
 - Graphic Novels circ ↑ 33% since FY19, ↑ 5% from last year
 - Changes in streaming services impact film circ
 - Blu-ray ↑ 11% since FY19, ↑ 6% from last year
 - DVD ↓ 64% since FY19, ↓ 11% from last year
 - Audio circ ↓ 26% since FY19, ↑ 6% from last year
 - Spoken books ↑ 42% from last year
 - Vinyl circulation ↑ 23% from last year
- 



Trends in the Physical Collection Cont.

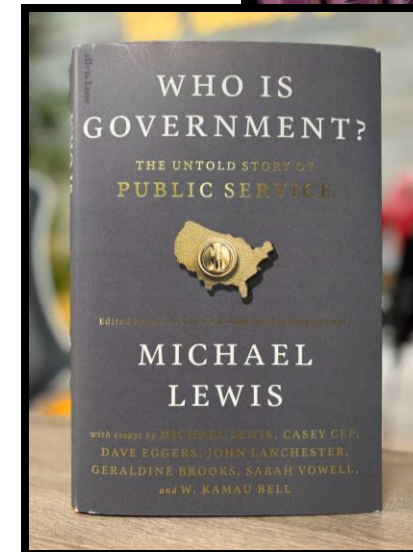

Non-Fiction circ down over all

But some areas thrive

- Biographies ↑ 6% since FY19, ↑ 5% from last year
- Cookbooks ↑ 21% since FY19, ↑ 3% from last year
- Social Sciences ↑ 19% since FY19, ↑ 14% from last year
- Philosophy & Psychology ↑ 9% since FY19, ↑ 3% from last year

While other areas do not


- Business Finance ↓ 19% since FY19, ↓ 3% from last year
- Health ↓ 10% since FY19, ↑ 1% from last year
- Political Science ↓ 1% since FY19, ↑ 26% from last year
- Travel is ↓ 19% since FY19, ↑ 1% from last year



Trends in eCollection

Top Five Apps

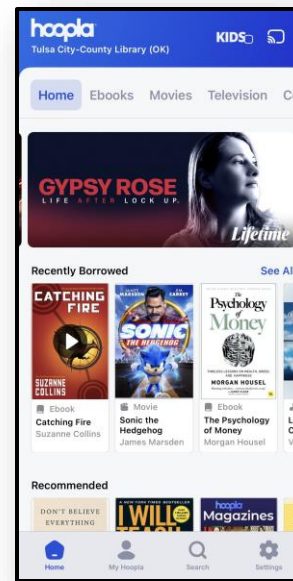
#1 - Libby



Offerings:

- Ebooks (English, Chinese, Spanish and Russian)
- Digital Audiobooks

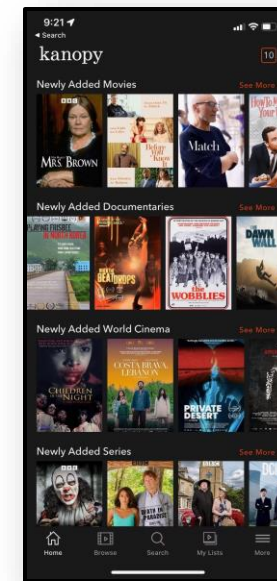
#2 - Hoopla



Offerings:

- Digital Audiobooks
- Ebooks
- eComics
- Streaming Music
- Streaming Video

#3 - Kanopy



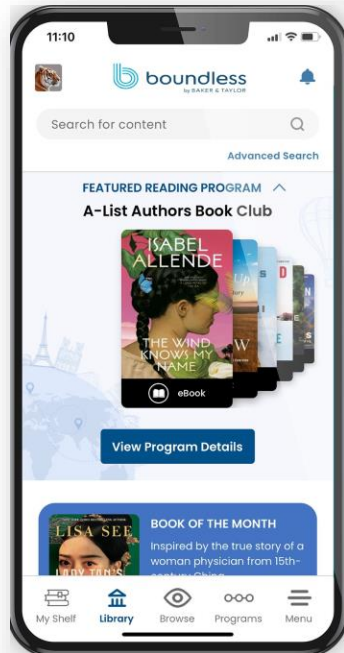
Offerings:

- Streaming Video from around the world



Trends in eCollection Cont.

#4 – Boundless



Offerings:


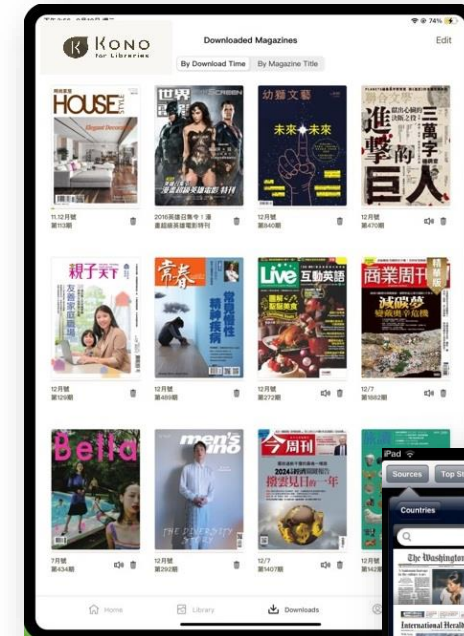
- Digital Audiobooks
- Ebooks
- Digi Popup

#5 - Magazine & Newspaper



Many apps needed to provide divers titles

- Flipster – Major American Publishers
- Press Reader – International Focus
- Kono – Magazines in Chinese, Japanese and more



Trends in eCollections Cont.



THE
WALL STREET
JOURNAL.

What's New

- ABC Mouse
- Hoopla - 10 Binge Passes and 19 Season Passes
- New York Times – upgraded to full edition
- Wall Street Journal

Budget Impacts

- Preparing for Budget Cut
 - Analyze usage stats during contract renewals
 - Check for duplications
 - Negotiate possible price reduction
 - Evaluate alignment with Library Mission & Strategic Priorities
- CA State Library Cuts:
 - LinkedIn
 - NorthStar
 - Learning Express
 - New York Times limited edition




Our Role in Vision 2030



As Resource Providers and Thoughtful Navigators

- Supporting Literacy & Learning – New Projects
 - Cutting GNs by Character
 - Decodable Readers
 - Giveaways Stickers
 - Mission Opening Day Collection
- Resources for High Needs Residents
 - Connecting residents with city departments and community organizations.
 - Providing information to patrons in formats that best fit their needs.
- Staff Support
 - Update all procedures and training materials
 - Collection and Technical Services Open House
 - Emergency Response for Collections





Thank You

