



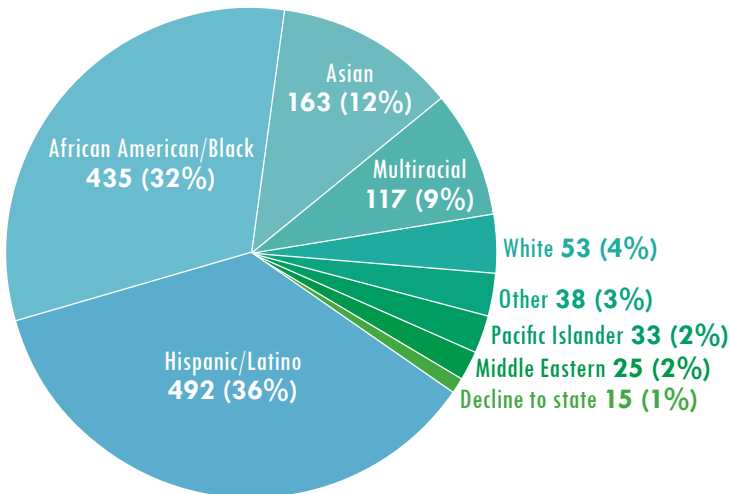
Citywide Dashboard

REPORT GENERATED 11/06/20



	PHASE I	PHASE II	TOTAL
Sites	55	19	74
Participant Capacity	1532	299	1831
Staff	435	76	511

1371 Participants Enrolled Citywide Across 67 Open Sites



Homeless Youth **128** Youth in SROs **54** Youth in Public Housing **393** Foster Youth **21**

Language Supports

LANGUAGE	YOUTH
Spanish	164 (12%)
Chinese	43 (3%)
Arabic	9 (1%)
Other	7 (1%)
Vietnamese	5 (0%)
Filipino	1 (0%)
Russian	1 (0%)
TOTAL	230 (17%)

Home Neighborhoods (Top 8)

NEIGHBORHOOD	YOUTH
Bayview Hunters Point	248 (18%)
Tenderloin	142 (10%)
Mission	131 (10%)
Visitation Valley	103 (8%)
South of Market	72 (5%)
Western Addition	61 (4%)
OMI	48 (4%)
Excelsior	45 (3%)

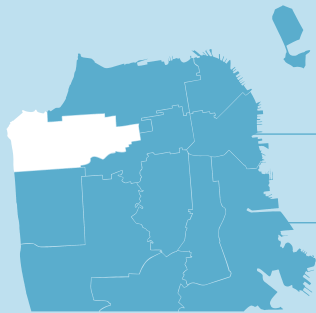
Welcome to Week 8 of the Community Hub Initiative! In our second week of Phase II, we've continued to enroll participants in Hubs across San Francisco, with more to open on November 9 and 16. Phase II will continue to the end of the calendar year, after which Phase III will open and begin enrolling participants on a referral basis.





District 1 Dashboard

REPORT GENERATED 11/06/20



	PHASE I	PHASE II	TOTAL
Sites	2	0	2
Participant Capacity	44	0	44
Staff	15	0	15

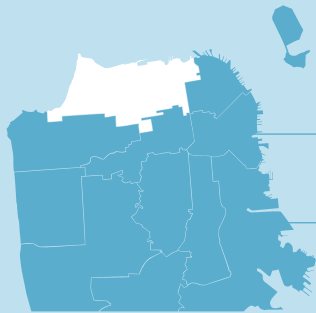
District 1 Community Hubs

ANCHOR ORG	SITE	ADDRESS	STAFF	SLOTS	FILLED	OPEN
Richmond District YMCA	Argonne Playground	463 18th Ave	3	12	8	4
Richmond Neighborhood Ctr	SFPL - Richmond Branch	351 9th Ave	12	30	30	0
				TOTAL	38	4



District 2 Dashboard

REPORT GENERATED 11/06/20



	PHASE I	PHASE II	TOTAL
Sites	1	1	2
Participant Capacity	12	12	24
Staff	8	4	12

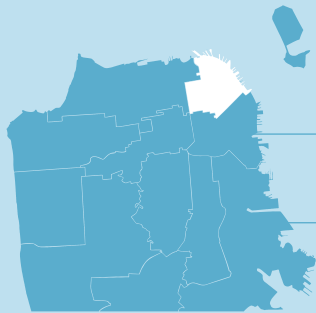
District 2 Community Hubs

ANCHOR ORG	SITE	ADDRESS	STAFF	SLOTS	FILLED	OPEN
Jewish Community Center of SF	JCCSF	3200 California St	4	12	5	7
Presidio Community YMCA	Presidio Community YMCA	1152 Gorgas Ave	8	12	5	7
				TOTAL	10	14



District 3 Dashboard

REPORT GENERATED 11/06/20



	PHASE I	PHASE II	TOTAL
Sites	3	3	6
Participant Capacity	119	67	186
Staff	27	17	44

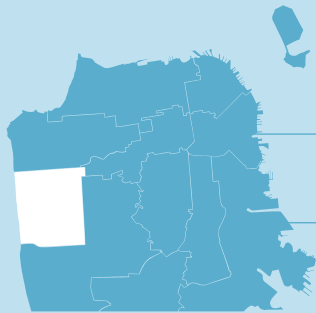
District 3 Community Hubs

ANCHOR ORG	SITE	ADDRESS	STAFF	SLOTS	FILLED	OPEN
Chinatown YMCA	Chinatown YMCA	855 Sacramento St	9	57	42	15
Glide/SEADC	Marriott Hotel - Union Square	480 Sutter St	5	41	34	7
Tel-Hi Neighborhood Center	Tel-Hi Neighborhood Center	555 Chestnut St	9	22	21	1
Tel-Hi Neighborhood Center	SFPL - North Beach Branch	850 Columbus Ave	3	13	6	7
RPD	Betty Ann Ong Rec Center	1199 Mason St	9	40	39	1
Donaldina Cameron House	Donaldina Cameron House	920 Sacramento St	9	40	Opens 11/9	
				TOTAL	142	31



District 4 Dashboard

REPORT GENERATED 11/06/20



	PHASE I	PHASE II	TOTAL
Sites	0	2	2
Participant Capacity	0	45	45
Staff	0	0	0

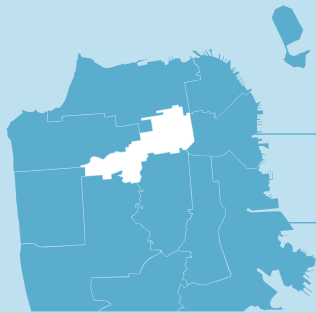
District 4 Community Hubs - Phase II

ANCHOR ORG	SITE	ADDRESS	STAFF	SLOTS FILLED	OPEN
TBD	SFPL - Ortega Branch	3223 Ortega St	PENDING	15	
TBD	SFPL - Sunset Branch	1305 18th Ave	PENDING	30	
				TOTAL	



District 5 Dashboard

REPORT GENERATED 11/06/20



	PHASE I	PHASE II	TOTAL
Sites	6	2	8
Participant Capacity	157	38	195
Staff	43	0	43

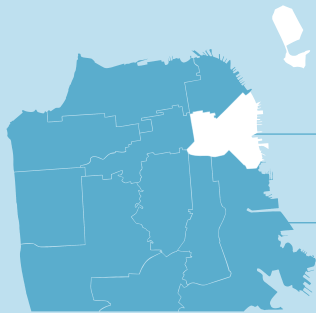
District 5 Community Hubs

ANCHOR ORG	SITE	ADDRESS	STAFF	SLOTS	FILLED	OPEN
Booker T. Washington CSC	Booker T. Washington CSC	800 Presidio Ave	13	30	11	19
Boys & Girls Clubs of SF	BGCSF Don Fisher	380 Fulton St	8	48	42	6
Buchanan YMCA	Buchanan YMCA	1530 Buchanan St	9	48	41	7
Collective Impact	Hayes Valley Playground	699 Hayes St	2	8	3	5
Collective Impact	Ella Hill Hutch Community Ctr	1050 Mcallister St	7	13	13	0
Hamilton Families	Hamilton Families (Hayes)	1631 Hayes St	4	10	4	6
RPD	Hamilton Rec Center	1550 Scott St	PENDING	14	5	9
Buchanan YMCA	SFPL - Western Addition	1900 Geary Blvd	PENDING	24	Opens 11/9	
				TOTAL	119	52



District 6 Dashboard


REPORT GENERATED 11/06/20



	PHASE I	PHASE II	TOTAL
Sites	11	3	14
Participant Capacity	277	52	329
Staff	79	28	107

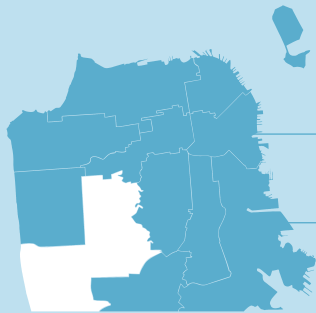
District 6 Community Hubs

ANCHOR ORG	SITE	ADDRESS	STAFF	SLOTS	FILLED	OPEN
Boys & Girls Clubs of SF	BGCSF Tenderloin	201 Turk St	9	36	36	0
Catholic Charities CYO	Catholic Charities CYO	801 Jessie St	7	14	14	0
Embarcadero YMCA	Treasure Island YMCA	749 9th St	8	35	28	7
Hamilton Families	Hamilton Families (Golden Gate)	260 Golden Gate Ave	4	10	0	10
IHDC	IHDC	375 Eddy St	4	14	15	0
Mission Graduates	YBCA	701 Mission St	PENDING	24	14	10
Shih Yu-Lang Central YMCA	Boedekker Park	246 Eddy St	3	13	13	0
TNDC	TNDC (Eddy)	225 Eddy St	7	28	15	13
The Salvation Army	The Salvation Army	240 Turk St	5	20	11	9
United Playaz	United Playaz	1038 Howard St	16	28	0	28
United Playaz	Gene Friend SOMA Rec Center	270 6th St	16	42	42	0
West Bay	West Bay	175 7th St	9	14	10	4
RPD/Up on Top	Tenderloin Rec Center	570 Ellis St	16	40	38	2
Success Center San Francisco	Success Center San Francisco	1245 Howard St	3	10	Opens 11/16	
	SF Recreation & Parks Site			TOTAL	236	83



District 7 Dashboard

REPORT GENERATED 11/06/20



	PHASE I	PHASE II	TOTAL
Sites	2	1	3
Participant Capacity	56	12	68
Staff	15	3	18

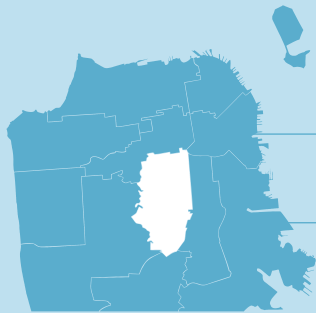
District 7 Community Hubs

ANCHOR ORG	SITE	ADDRESS	STAFF	SLOTS	FILLED	OPEN
Ingleside Community Center	Ingleside Community Center	1345 Ocean Ave	6	20	22	0
Stonestown Family YMCA	Stonestown Y Annex	3150 20th Ave	9	36	30	6
Community Youth Center of SF	SFPL - Ingleside Branch	1298 Ocean Ave	3	12	Opens 11/9	
				TOTAL	52	6



District 8 Dashboard

REPORT GENERATED 11/06/20



	PHASE I	PHASE II	TOTAL
Sites	4	0	4
Participant Capacity	106	0	106
Staff	49	0	49

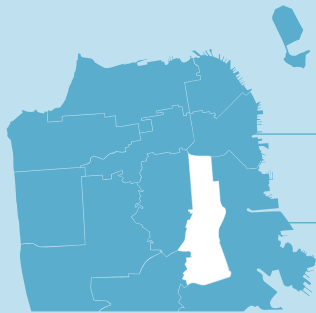
District 8 Community Hubs

ANCHOR ORG	SITE	ADDRESS	STAFF	SLOTS	FILLED	OPEN
Boys & Girls Clubs of SF	BGCSF Columbia Park	450 Guerrero St	9	48	49	0
Jamestown Community Center	826 Valencia (Mission)	826 Valencia St	11	14	11	3
Mission YMCA	Mission YMCA	4080 Mission St	7	24	22	2
RPD	Eureka Valley Rec Center	100 Collingwood St	22	24	23	1
				TOTAL	105	6



District 9 Dashboard

REPORT GENERATED 11/06/20



	PHASE I	PHASE II	TOTAL
Sites	8	3	11
Participant Capacity	254	44	298
Staff	57	8	65

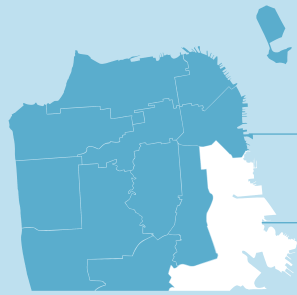
District 9 Community Hubs

ANCHOR ORG	SITE	ADDRESS	STAFF	SLOTS	FILLED	OPEN
Boys & Girls Clubs of SF	BGCSF Mission	901 Alabama St	7	48	41	7
Buena Vista Child Care	Buena Vista Child Care	1266 Florida St	12	50	34	16
Felton Institute	Felton Institute	2730 Bryant St	3	24	0	24
Jamestown Community Center	SF Community Music Center	544 Capp St	2	12	2	10
Mission Neighborhood Centers	Mission Girls (MNC/MLVS)	701 Alabama St	PENDING	12	8	4
Mission Neighborhood Centers	Precita Valley Community Ctr	534 Precita Ave	16	18	18	0
Mission YMCA	SFPL - Bernal Branch	500 Cortland Ave	4	36	12	24
Portola Family Connections	Portola Family Connections	2565 San Bruno Ave	4	12	12	0
RPD	Mission Arts and Rec	745 Treat Ave	5	36	27	9
RPD	Palega Rec Center	500 Felton St	9	40	33	7
First Graduate	First Graduate	2973 16th St	3	12	Opens 11/16	
				TOTAL	187	101



District 10 Dashboard

REPORT GENERATED 11/06/20



	PHASE I	PHASE II	TOTAL
Sites	14	5	19
Participant Capacity	380	50	430
Staff	115	12	127

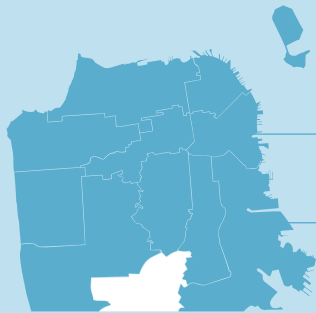
ANCHOR ORG	SITE	ADDRESS	STAFF	SLOTS	FILLED	OPEN
Asian Pacific American CC	Asian Pacific American CC	66 Raymond Ave	5	12	8	4
Bay Area Community Resources	HOPEsf - Alice Griffith: Phase 2	2600 Arelious Walker Dr	20	24	10	14
Bayview Hunters Point YMCA	Bayview Hunters Point YMCA	1601 Lane St	9	12	12	0
Bayview Hunters Point YMCA	HOPEsf - Hunters View: Phase 2	901 Fairfax Ave	9	12	9	3
Boys & Girls Clubs of SF	BGCSF Sunnydale	1654 Sunnydale Ave	4	12	12	0
Boys & Girls Clubs of SF	Visitation Valley Playground	251 Leland Ave	4	24	25	0
Boys & Girls Clubs of SF	BGCSF Willie Mays	195 Kiska Rd	10	60	61	0
City of Dreams	City of Dreams	1030 Oakdale Ave	3	12	7	5
Good Samaritan	Calvary Hill Community Church	141 Industrial St	17	34	20	14
Potrero Hill Neighborhood House	Potrero Hill Neighborhood House	953 De Haro St	5	60	59	1
Real Options for City Kids	SFPL - Vis Valley Branch	201 Leland Ave	5	10	8	2
SCDC	SCDC	1654 Sunnydale Ave	15	60	21	39
Urban Ed Academy	Safe & Sound	3450 Third St	PENDING	14	4	10
RPD	Herz Playground	1701 Visitation Ave	4	8	8	0
RPD	Joseph Lee Rec Center	1395 Mendell St	7	36	26	10
RPD	Youngblood Coleman	1398 Hudson Ave	3	12	12	0
RPD	Potrero Hill Rec Center	801 Arkansas St	PENDING	14	3	11
Peer Resources	SFPL - Bayview Branch	5075 Third St	2	14	Opens 11/16	
Young Community Developers	100% College Prep	1201 Mendell St	5	PENDING	Opens 11/9	
				TOTAL	305	113

SF Recreation & Parks Site



District 11 Dashboard

REPORT GENERATED 11/06/20



	PHASE I	PHASE II	TOTAL
Sites	4	1	5
Participant Capacity	127	24	151
Staff	27	4	31

District 11 Community Hubs

ANCHOR ORG	SITE	ADDRESS	STAFF	SLOTS	FILLED	OPEN
Boys & Girls Clubs of SF	BGCSF Excelsior	163 London St	9	60	73	0
Our Kids First	Our Kids First	5845 Mission St	5	13	11	2
Youth First	Merced Heights Playground	801 Shields St	4	14	16	0
RPD	Minnie & Lovie Ward Rec Ctr	650 Capitol Ave	9	40	26	14
Mission Y/Jamestown	Geneva Car Barn & Powerhouse	2301 San Jose Ave	4	24	Opens 11/9	
				TOTAL	126	16