



Fiscal Year 24 & 25 Budget Update

Mike Fernandez
Chief Financial Officer

August 17, 2023
San Francisco Library Commission



Budget Overview

Self-Funded Department

FY24: \$199.4M

FY25: \$186.5M

Meeting our Mission

Open 7 Days a Week

It's about people

It's about placemaking and knowledge

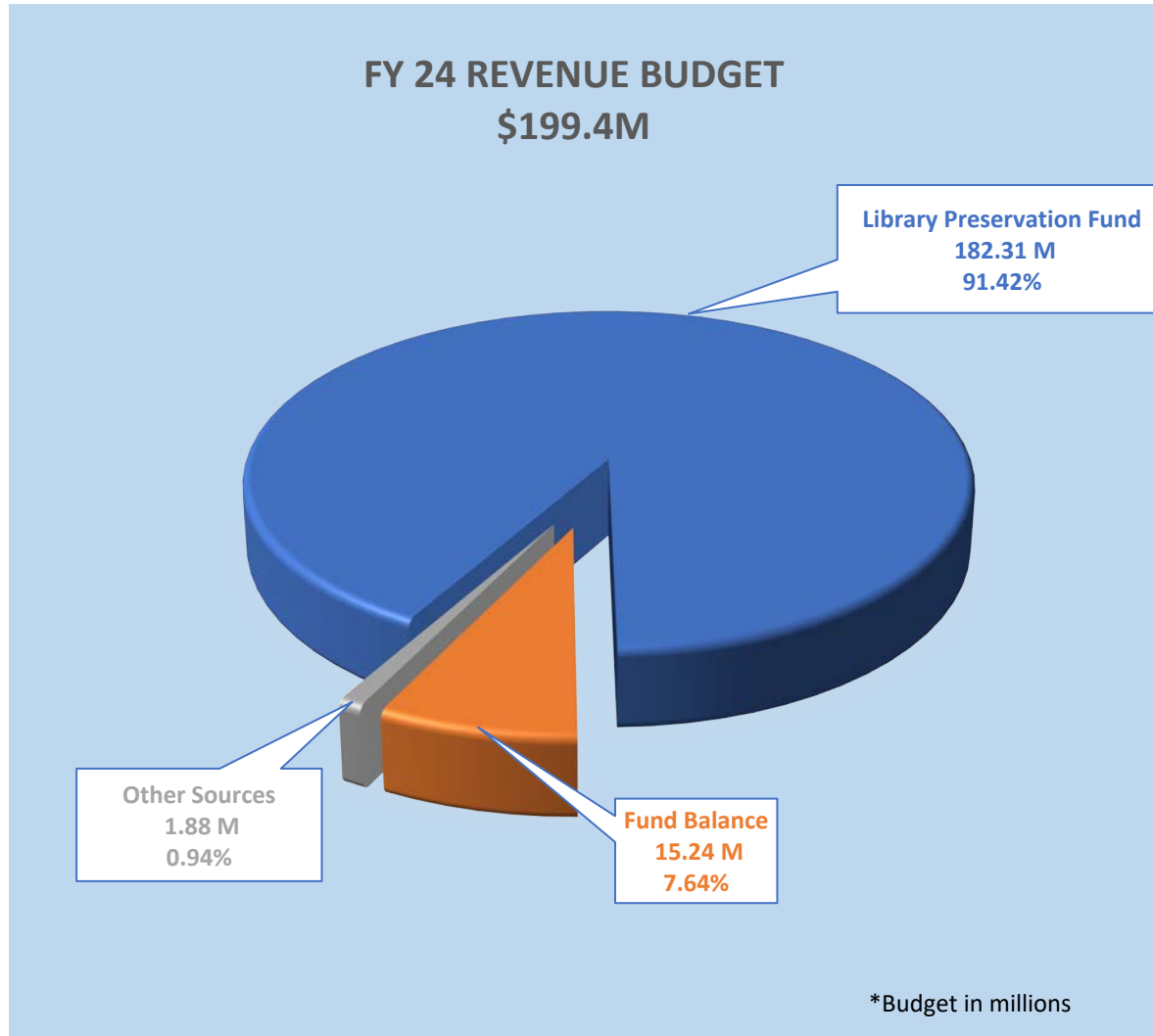


FY24 & 25 Budget Calendar

Tasks	October	November	December	January	February	March	April	May	June	July	August
Budget Development											
Departmental Budget Proposal Development	→										
Commission Budget Priority Discussion		→									
City Work Order Development	→										
Commission Budget Proposal Discussions			→								
Commission Budget Proposal Approval					→						
Budget Submittal to Controller					→						
Budget Negotiations											
Mayor's Budget Office Negotiations						→					
Board of Supervisors Budget Negotiations									→		
Budget Finalization											
Board of Supervisors Budget Adoption									→		
Mayor Signs Budget										→	
Fund Availability										→	

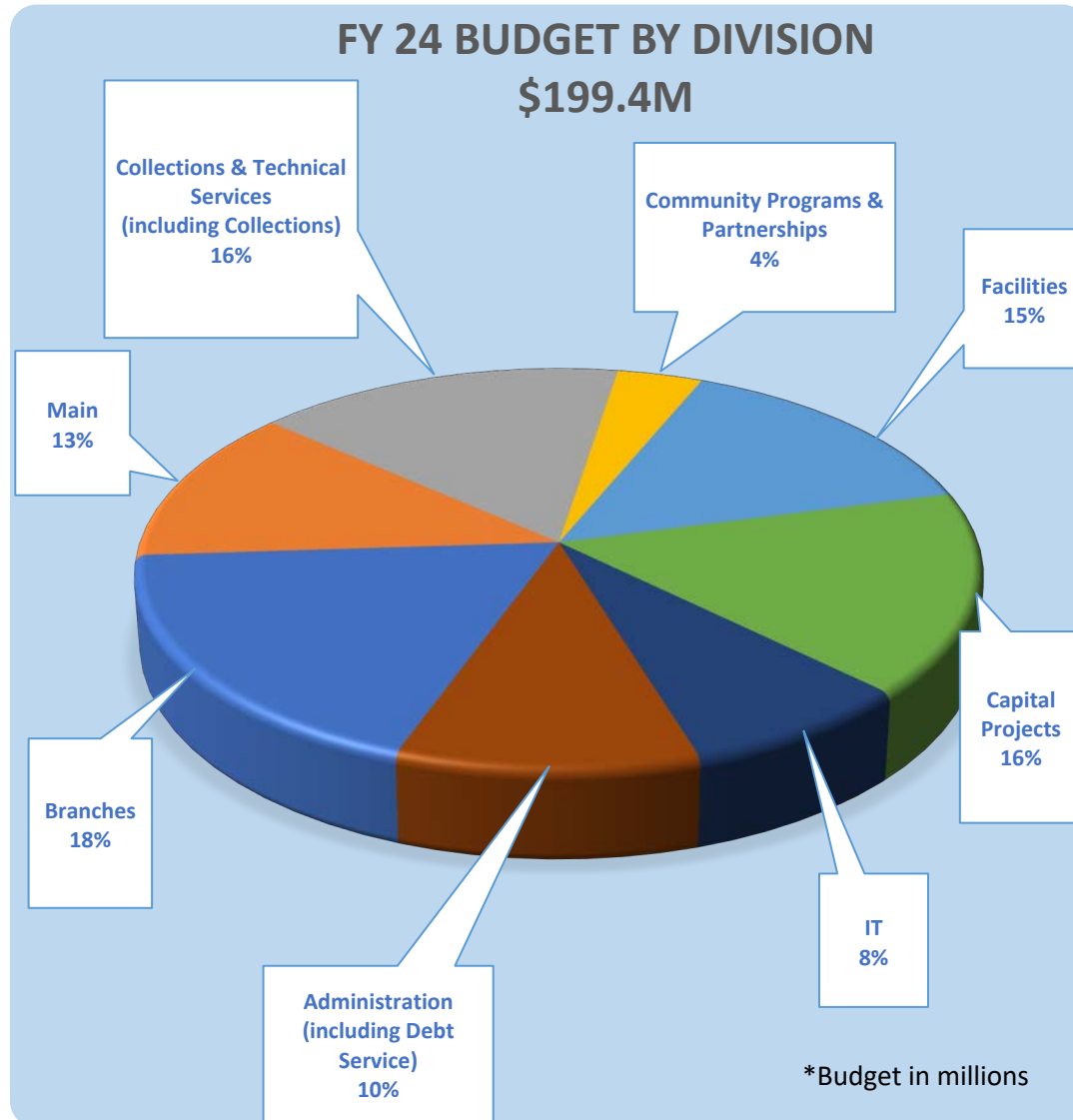


Budget Sources



Source Type (budget in millions)	FY 23 Budget	FY 24 Budget	FY 25 Budget
Library Preservation (LPF)	174.58	182.31	185.58
Fund Balance	10.30	15.24	-
Library Fees	0.18	0.18	0.18
Misc. Annual Sources	0.53	0.58	0.59
Bequests	0.12	1.12	0.12
Total	185.70	199.43	186.46

Budget Uses by Division

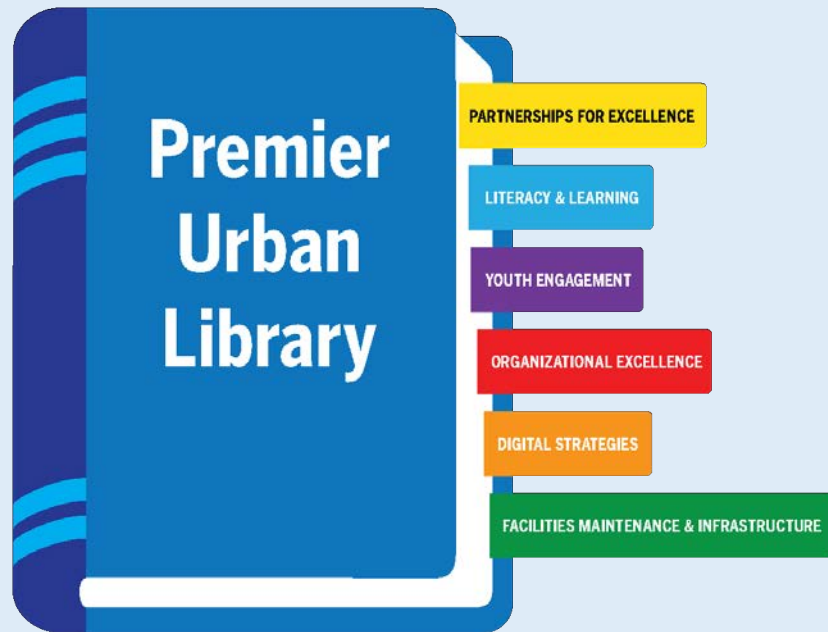


SFPL Division Budgets (in millions)	FY23 Budget	FY24 Budget	FY25 Budget
Branches	36.32	36.74	37.82
Main	24.37	24.99	25.76
Collections & Technical Services (including Collections)	32.04	32.01	31.56
Community Programs & Partnerships	7.33	7.40	7.33
Facilities	28.21	29.21	29.89
Capital Projects	22.63	32.60	6.50
IT	15.00	15.87	15.61
Administration (including Debt Service & Reserve)	19.81	20.61	31.98
Total	185.70	199.43	186.46

Funded Positions by Divisions (Net Full-Time Equivalents)	FY 23 Approved FTE	FY 24 Approved FTE	FY 25 Approved FTE
Branch	256.51	258.00	257.95
Main	164.05	166.94	168.08
Collections & Technical Services	59.20	59.19	59.19
Community Programs & Partnerships	43.73	45.38	45.79
Facilities	127.90	130.70	131.22
IT	34.18	35.94	36.77
Administration	21.24	21.08	20.85
Total	706.81	717.23	719.87

FY24 & FY25 Budget Highlights

Strategic & Budget Priorities



New Positions

HaSA's coming in-house

New Bookmobile positions

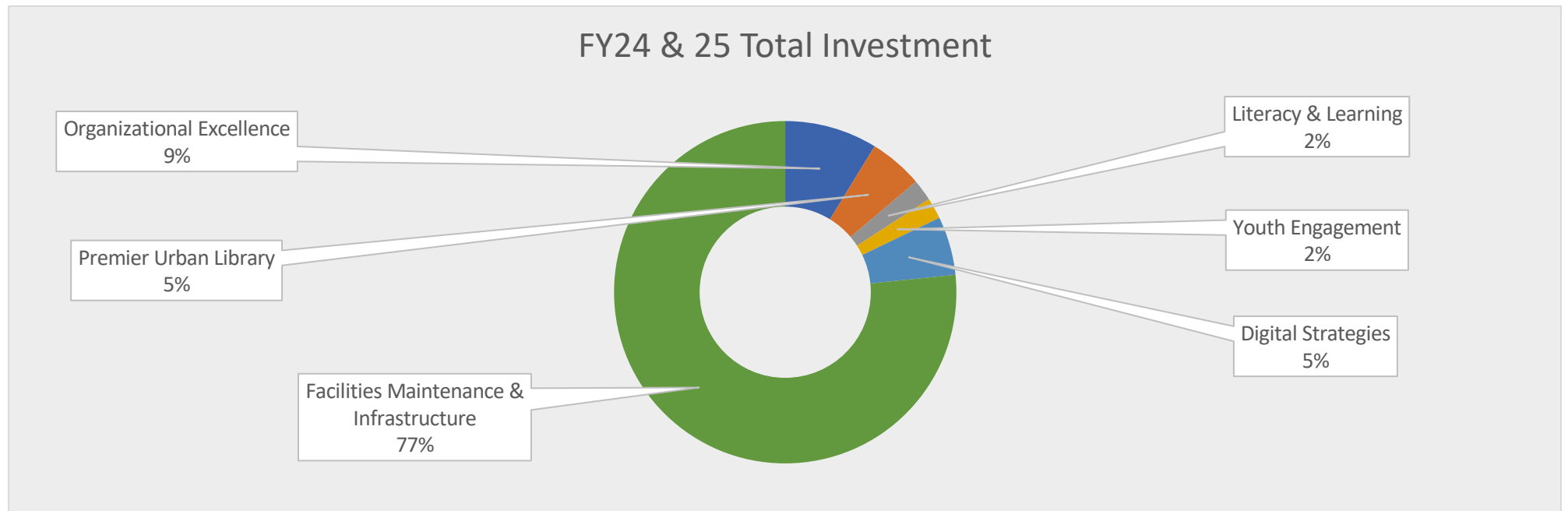
New Security Positions

Enhance HR for faster better recruitment & DEI tracking

A/V Team for Hybrid Programming

New Investments Summary Review

	One-Time	Ongoing		Total
		Non-Position	Position	
FY24	4,853,000	86,500	1,278,982	6,218,482
FY25	6,500,000	-	1,668,232	8,168,232



Note: Table reflects the value investments approved by the San Francisco Library Commission in February 2023

Key Changes

LPF Revenue Increase by \$3.3M in FY24, \$2.2M in FY25

Fund Balance Use Increased by \$3.8M in FY24

Capital Costs Increase by \$5.9M in FY24 for Mission Branch & Tenant Improvement Projects

Services of Other Departments Increase by \$1.0M in FY24 & FY25

New Purchasing work order, workers' comp, SF Fellows

BOS Reductions

	One-Time	Ongoing	Total
FY24	150,665	574,576	725,241
FY25	-	729,469	729,469

Salary Savings: \$690K in FY24, \$650K in FY25

Materials & Supplies: \$35K in FY24, \$80K in FY25



Friends of the SFPL Annual Grant



FY24 Annual Grant Amount: \$1,030,400

\$584,550 in Unrestricted Funds

\$445,850 in Restricted Funds

The Friends Annual Grant Monies Support:

Youth & Family Programs

Adult Programs

Racial Equity

Special Collections

Civic Engagement

Innovation

FRIENDS *of the*
SAN FRANCISCO PUBLIC LIBRARY



THANK YOU

Mike Fernandez
Chief Financial Officer
San Francisco Public Library

