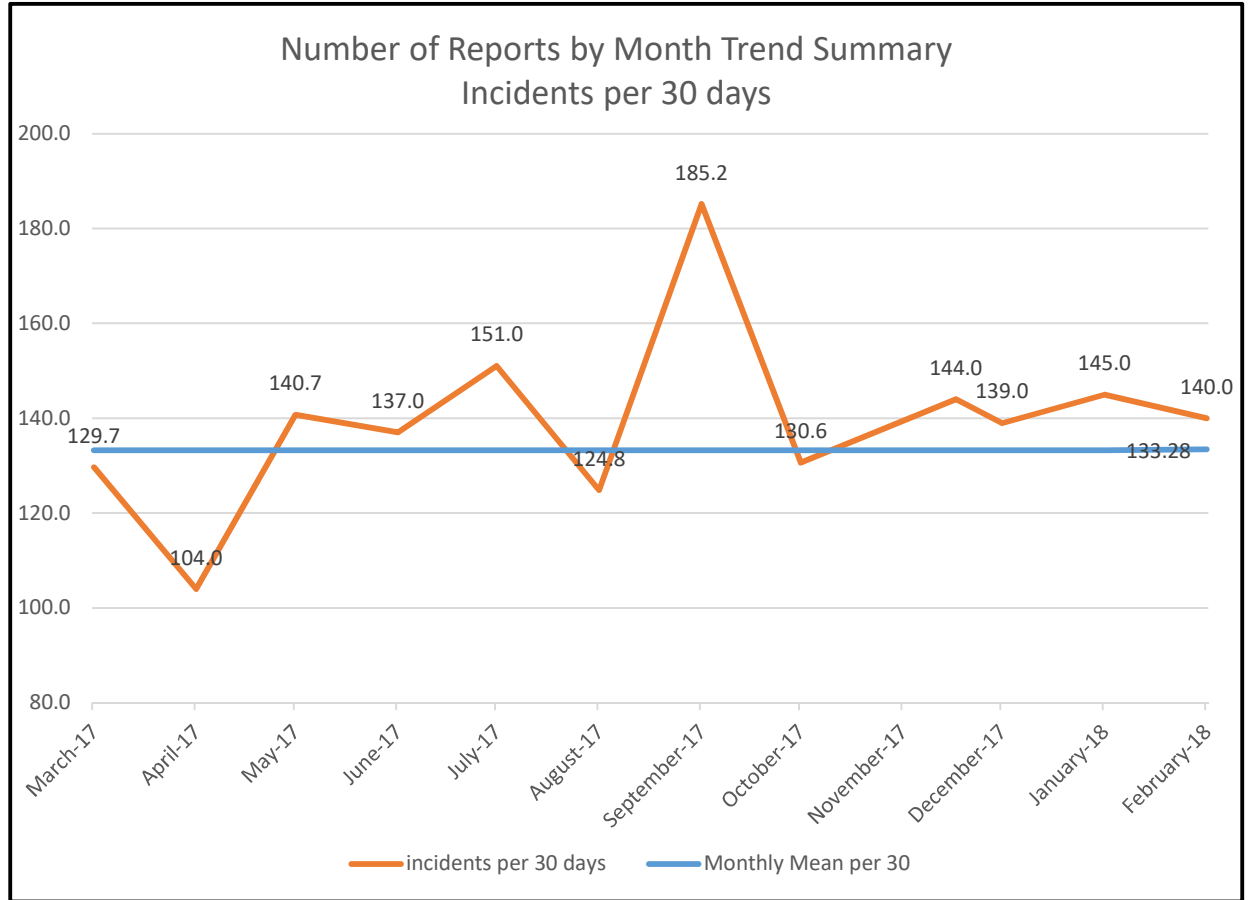


SFPL February 2018 Incident Report Summary

12 Month Incident Report Summary	
Month	Number of Reports
Mar-17	158
Apr-17	104
May-17	143
Jun-17	140
Jul-17	147
Aug-17	129
Sep-17	179
Oct-17	135
Nov-17	144
Dec-17	139
Jan-18	145
Feb-18	124
12 Mo. Total	1687



Total reports decreased by 16.93% from January to February 2018

Location Proportions

Location	November	December	January	February	12 Mo. Average
Main	46%	50%	47%	48%	47%
Branches	54%	50%	53%	52%	53%

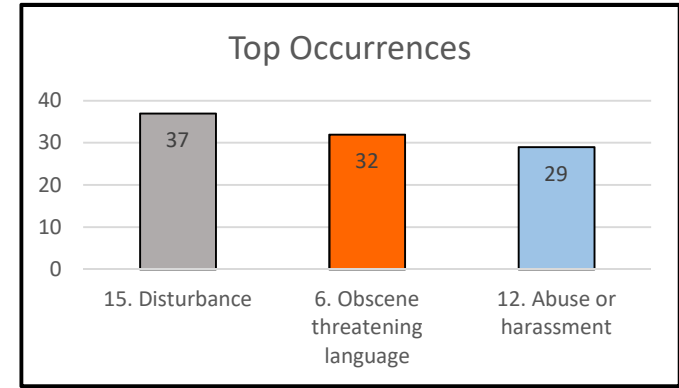
Occurrences and Daily Averages Breakdown, February 2018

Top Occurrences

Incident Type	Number of Occurrences
15. Disturbance	37
6. Obscene threatening language	32
12. Abuse or harassment	29

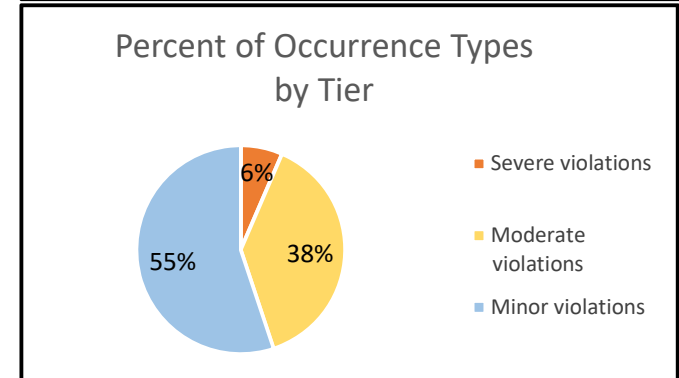
*Occurrences represent the number of times a certain code is violated throughout all of the incident reports.

Multiple occurrences may take place in one incident report.



Occurrence Type by Code of Conduct Severity Tier

Tier	Total Occurrences	Percent of Total
Severe violations	14	6%
Moderate violations	83	38%
Minor violations	119	55%
January 2018: 5% Severe, 38% Moderate, 57% Minor		
December 2017: 8% Severe, 38% Moderate, 54% Minor		



Incident Daily Averages

Day of Week	November	December	January	February	12 Month Rolling Average
Monday	2	1	5	5	4
Tuesday	5	3	5	4	6
Wednesday	4	6	7	5	5
Thursday	3	4	7	7	5
Friday	2	2	4	3	3
Saturday	3	5	5	5	4
Sunday	2	2	3	4	3
Average per Day	3	3	5	5	4

Main Incident Reports, February 2018

Main Report Breakdown

Location	November	December	January	February	12 Month Rolling Average
1st Floor	12	14	20	20	16
2nd Floor	18	16	11	7	11
3rd Floor	12	9	6	7	8
4th Floor	11	18	12	16	17
5th Floor	5	6	10	4	8
6th Floor	3	0	2	2	2
Exterior	2	4	5	0	2
Lower Level	3	2	2	4	2
Total Incidents	66	69	68	60	8

Main Library Notes

1st Floor: 3 severe violations - 3 physical altercation

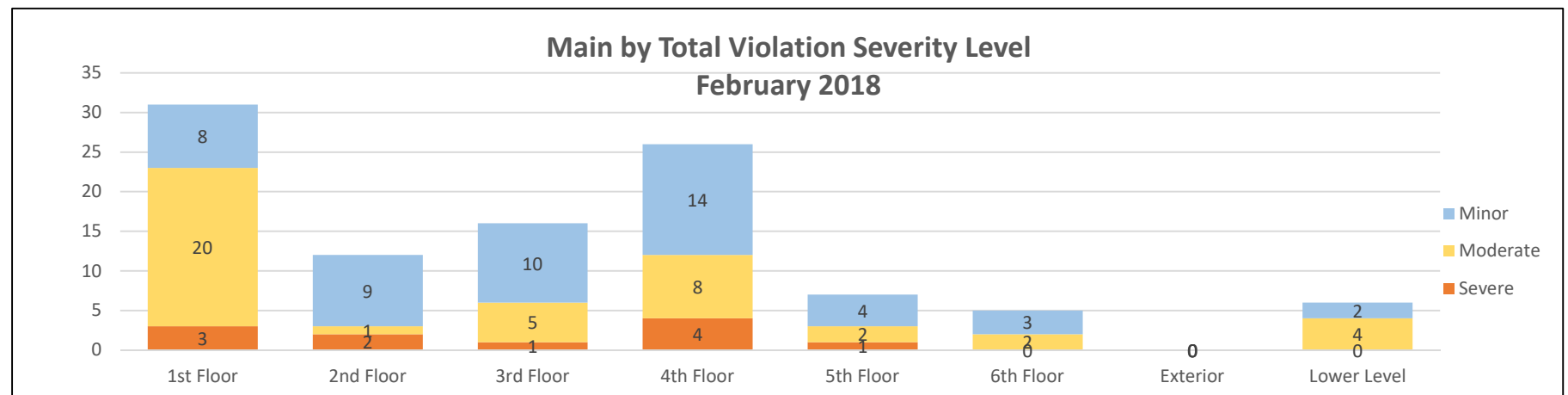
20 moderate violations - 8 possession/use of illegal drugs, 4 theft or vandalism, 4 unreasonable use of restrooms, 3 obscene/threatening language, 1 bodily fluids

8 minor violations - 3 disturbance, 2 abuse or harassment, 1 misusing SFPL facilities, 1 under the influence of drugs/alcohol, 1 sleeping or lying on floor/furniture

4th Floor: 4 severe violations - 2 physical altercation, 2 sexual misconduct

8 moderate violations - 5 obscene/threatening language, 2 theft or vandalism, 1 bodily fluids

14 minor violation - 7 disturbance, 3 abuse or harassment, 2 under the influence of drugs/alcohol, 1 eating or drinking, 1 fraudulent use of library card



Branch Incident Reports, February 2018

Branch Report Breakdown

<i>Location</i>	November	December	January	February	12 Month Rolling Average
Mission Bay	10	12	11	14	8
Mission	15	15	17	12	12
Excelsior	0	4	1	8	3
Eureka Valley	4	3	6	5	5
North Beach	1	3	4	4	4
Bayview	3	5	5	3	4
Richmond	4	4	5	3	4
Chinatown	1	2	3	2	2
Glen Park	0	0	0	2	1
Marina	3	1	0	2	3
Merced	2	2	3	2	3
Noe Valley	0	0	0	2	0
Western Addition	10	3	3	2	5
Park	3	2	3	1	4
Portola	3	3	0	1	2
Potrero	1	0	4	1	1
Visitacion Valley	3	2	2	1	1
Anza	0	0	1	0	0
Bernal Heights	4	2	3	0	2
Golden Gate Valley	3	0	0	0	0
Ingleside	0	0	0	0	0
Ocean View	0	0	0	0	1
Ortega	1	1	0	0	1
Parkside	4	4	3	0	3
Presidio	1	0	0	0	1
Sunset	1	0	1	0	1
West Portal	0	2	2	0	1
Total	77	70	77	65	3

Branch Incident Reports, February 2018

Branch Notes:

Mission Bay: 1 severe violations - 1 physical altercation

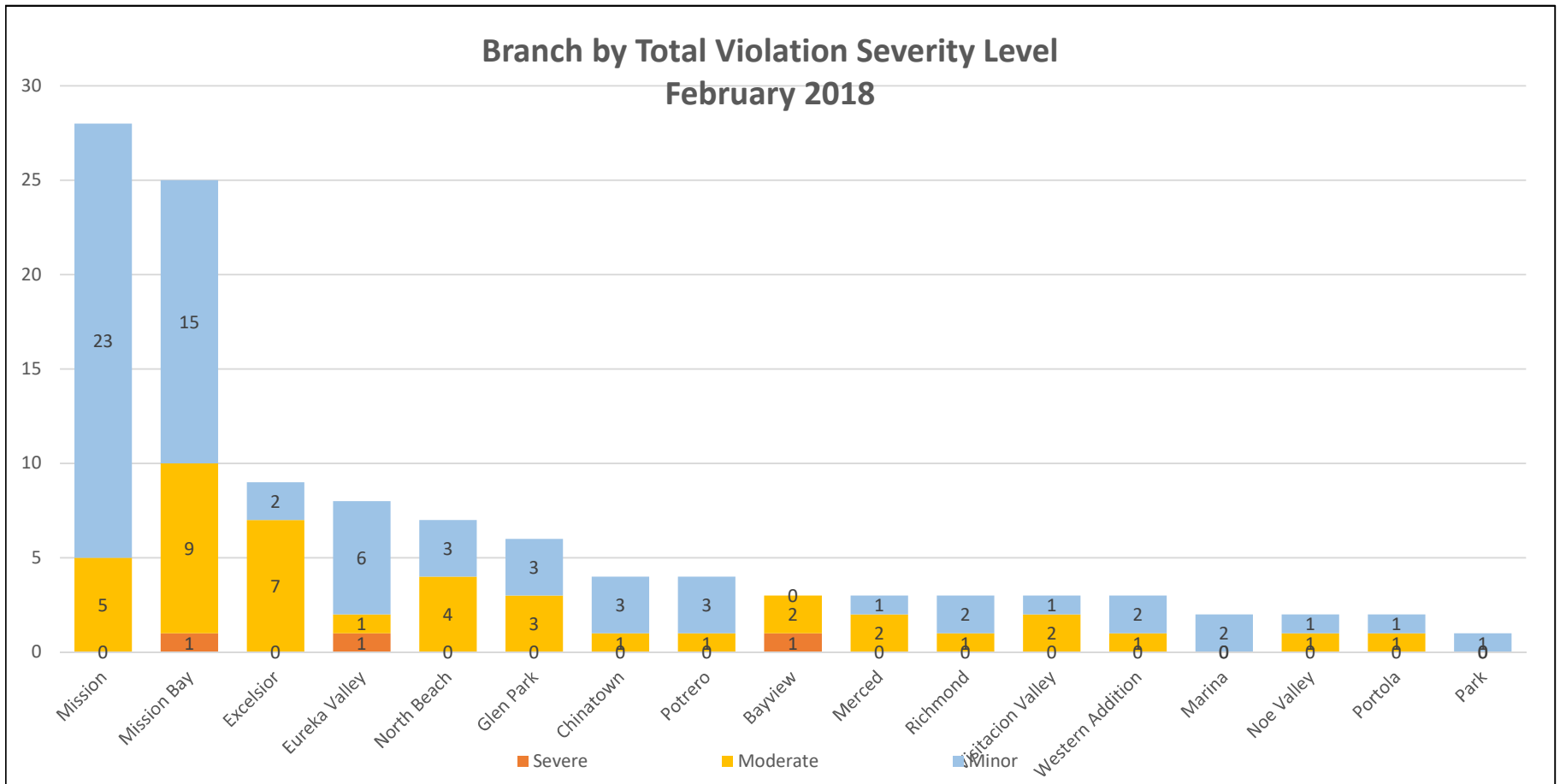
9 moderate violations - 8 obscene/threatening language, 1 theft or vandalism

15 minor violations - 3 disturbance, 3 manipulating SFPL computers, 2 under the influence of drugs/alcohol, 2 abuse or harassment, 2 strong pervasive odors, 1 entering while suspended, 1 smoking, 1 fraudulent use of library card

Excelsior: 0 severe violation

7 moderate violations - 4 theft or vandalism, 2 bodily fluids, 1 obscene/threatening language

2 minor violations - 1 disturbance, 1 abuse or harassment



Miscellaneous Reports, February 2018

Upon recommendations from the Security and Communications Task Force, there has been a policy change in the Incident Tracker reporting methodology.

Since the new Patron Code of Conduct was implemented in October 2014, reports that had *Violation 30 - Sleeping or lying on the floor or furniture* or *Violation 31 - Failure to check out library materials before exiting the library* as the only noted code violation occurrence were removed from the overall total reports for the month.

This was done because these were solely *Warning - Patron may correct or leave* violations. This reporting policy remains unchanged.

Effective April 2016, reports that have *Entering While Suspended* or *Drug Paraphernalia* as the only reported Code of Conduct occurrence will also be removed from the overall totals. These are important metrics to measure library-wide safety, but neither incident type directly violates the Patron Code of Conduct.

Miscellaneous Report Totals - Total without other PCoC Occurrences

Violation 28 - Unauthorized adult in child's area	20
Violation 30 - Sleeping or lying on the floor or furniture	1
Violation 31 - Failure to check out library materials before exiting the library	0
Drug Paraphernalia	0
Entering While Suspended	3
False Fire Alarm Activation	1
Miscellaneous	1
Security Alarm Activation	4
Total Miscellaneous Reports	30